

Pennsylvania Post School Outcomes Exit Survey Target Year 5

February 27, 2020



Using Zoom

- Hearing OK? If not click “test computer audio” or join via telephone
- We have muted all participants
- You may reach the presenters by using the chat feature on your Zoom screen



If you are
attending as
part of a
group

- Please send an email to papos@pattanpgh.net indicating the names of those in attendance at your site.

Agenda

- Make connections to the Pa State Performance Plan (SPP)
- Identify the Target Population for Indicator 14 Exit Survey
- Demonstrate accessing the online system for PA Post School Outcomes Survey

Training Session Materials

- IU and PaTTAN Transition Consultants' Support Structure for PaPOS 2019-2020
- Contacting Hard-to-Find Youth: Strategies for the Post-School Survey
- Strategies to Contact Youth for the PaPOS Process: Lessons from Pennsylvania Schools
- Today's PowerPoint (background information, timelines, directions for survey completion)
- A blank Exit Survey Form

PaTTAN's Mission

The mission of the Pennsylvania Training and Technical Assistance Network (PaTTAN) is to support the efforts and initiatives of the Bureau of Special Education, and to build the capacity of local educational agencies to serve students who receive special education services.

PDE's
Commitment
to Least
Restrictive
Environment
(LRE)

Our goal for each child is to ensure Individualized Education Program (IEP) teams begin with the general education setting with the use of Supplementary Aids and Services before considering a more restrictive environment.

State Performance Plan (SSP)

- Required for each state
- Evaluates the efforts of the state to implement IDEA
- Describes how the state will improve IDEA implementation

State
Performance
Plan (SSP)



Indicator 14 – Students achieving their Postsecondary goals

Indicator 1 & 2 - Students staying in school and graduating

Indicator 13 – High quality IEPs designed to help students achieve their post secondary goals

The Foundation – High quality rigorous, standards-aligned secondary school programs for all students

National Technical Assistance Center on Transition

www.transitionta.org



NTACT

National Technical Assistance Center on Transition

[RESOURCES](#)

[EFFECTIVE PRACTICES](#)

[EVENTS](#)

[ABOUT](#)



Improving Postsecondary Outcomes for All Students with Disabilities

Welcome to NTACT's website! NTACT's purpose is to assist State Education Agencies, Local Education Agencies, State VR agencies, and VR service providers in implementing evidence-based and promising practices ensuring students with disabilities, including those with significant disabilities, graduate prepared for success in postsecondary education and employment.

[More information about NTACT](#)

Resources & Guidance

NTACT provides resources and guidance in the following areas:



Transition Planning

Guidance for student-centered transition planning, education, and services. Resources include online modules, toolkits, checklists, practice descriptions, lesson plans, work-based learning experience guidance, and resources for students.

[VIEW RESOURCES](#)



Graduation

Effective practices for keeping students with disabilities engaged in school, on-track for graduation, and for re-engagement. Resources include practice guides, research syntheses, and data collection tools.

[VIEW RESOURCES](#)



Post-school Success

Practices, programs, and skills for success in college, careers, and community. Resources include program assessments, guidance for collaboration, and practice descriptions.

[VIEW RESOURCES](#)



Data Analysis & Use

Collecting quality data for meaningful program improvement focused on secondary education and services for students with disabilities. Resources focus on both federal data collection and reporting requirements and school, program, and community data use.

[VIEW RESOURCES](#)



Pennsylvania Post-School Outcome Survey



PaPOS is a 2
year process

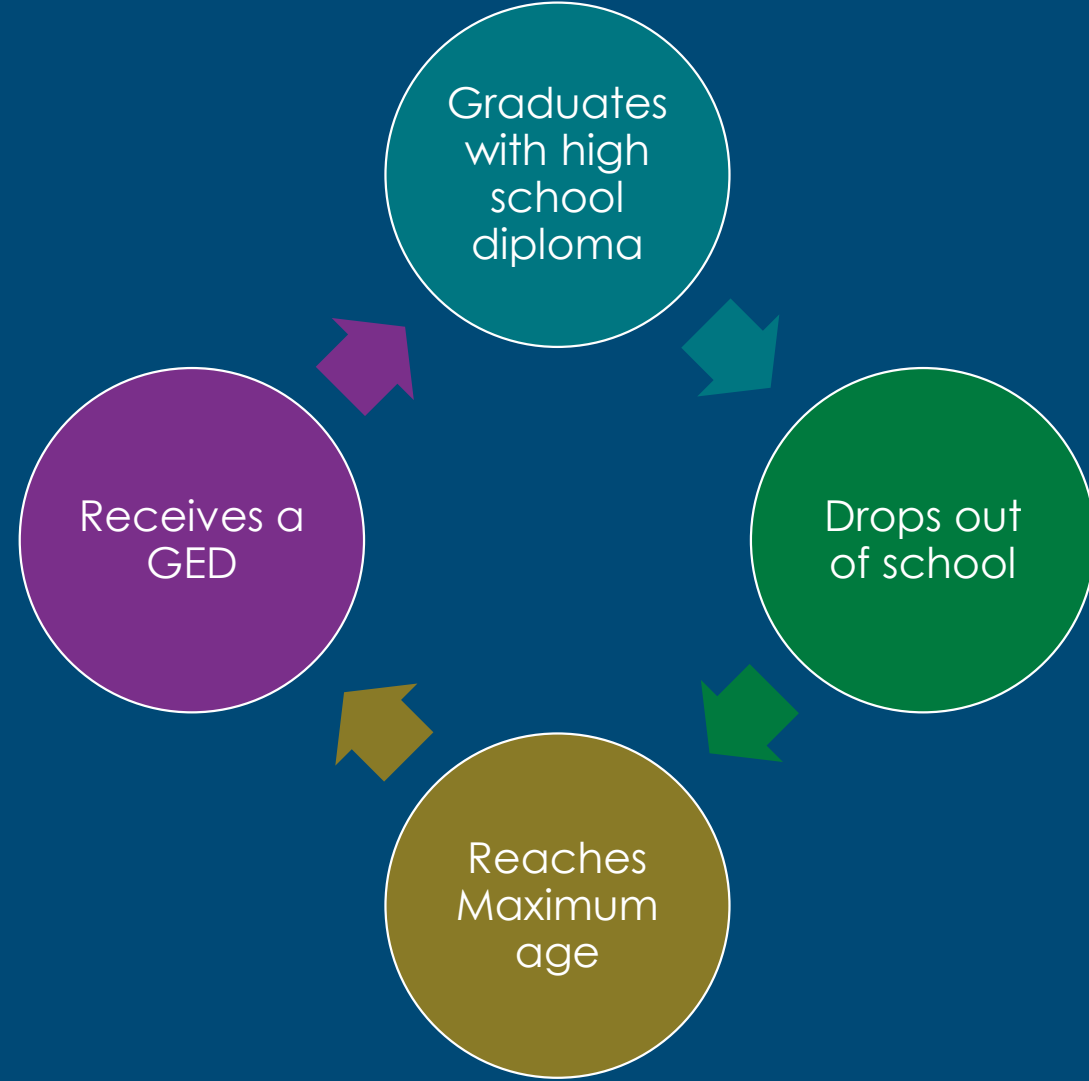
2019-2020

- Complete EXIT surveys for all potential leavers during 2019-20 school year

2020-2021

- Complete POST SCHOOL surveys for those same leavers form 2020-21 school year

Survey Population for PaPOS



How do I get
a list of
potential
“leavers”?

- Identified through the December 1, 2018 child accounting/penn data report
- All students with IEPs between ages 16 and 20
- ***LEA reviews the list and helps to create a more accurate list of 2019-20 leavers***

Exceptions to June 30, 2020

Summer Scenario 1

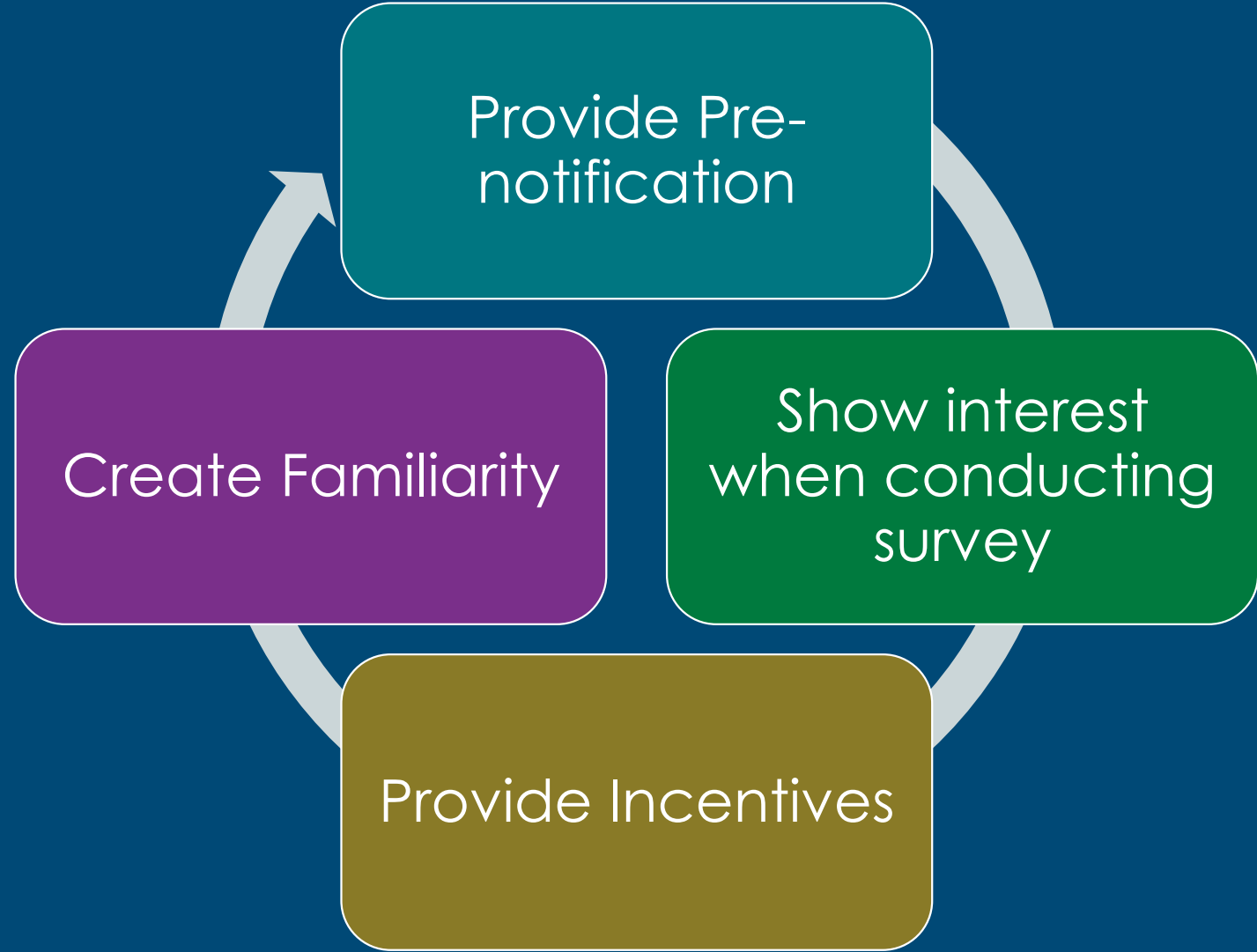
- A student turns 21 on March 15, 2019 and will be staying throughout the rest of the term which ends on May 31, 2020. Although graduation is on June 2, 2020, the student qualifies for ESY and will be attending ESY through July 31, 2020

Exceptions to June 30, 2020


Summer Scenario 2

- A student with an IEP has met all graduation requirements with the exception of failing his last social studies class. He is taking the class over the summer and is anticipating passing the class and receiving his diploma

Contacting Hard-to-find Youth



A Pennsylvania Resource

 **PA** Pennsylvania
Post-Secondary
Survey

Strategies to Contact Youth for the PaPOS Process: Lessons from Pennsylvania Schools

Provide Pre-Notification (while students were still in high school)

- Discussed the PaPOS process with students and/or parents; explained the purpose, provided the questions, and defined the timeline for conducting the survey.
- Informed the students and/or parents of how the PaPOS process was going to be managed (e.g., when it would occur, why youth were selected).
- Presented students with the number of former students who enrolled in college or other post-secondary education or training opportunities.
- Provided PaPOS information at the student's final IEP meeting.
- Outreached with students prior to contacting them for the PaPOS post-school survey.
- Included PaPOS information with other important information sent home to parents (e.g., information about class registration, senior portraits and graduation information).
- Established any sort of social media campaign (e.g., Facebook, Twitter, etc.) to maintain contact with students for the PaPOS post-school survey.

Create Familiarity

- Explained to students and/or parents that they are helping other students like themselves by answering the questions on the PaPOS.
- Shared PaPOS survey with students and/or parents so they knew what questions would be asked and that the information being asked is legitimate, not a scam for personal information.
- Practiced completing the PaPOS interview with the student and/or parents.
- Showed students and/or parents specific examples of how PaPOS information can be used to make school better.
- Identified the person who had a relationship with the hardest-to-find youth and asked that person to inform the youth of the PaPOS process and/or conduct the survey.

LESSONS LEARNED

- "I had positive relationships with parents and students by supporting their special education programs in the PaPOS for 12 years as an administrator. I attended IEP meetings, met with students who had discipline issues, and was an advocate to students/staff/parents supporting special education programs. I developed extra-curricular activities such as buddy baseball and buddy football so I was able to relate to families outside the school setting."
- "Stressed the importance of being able to reach them as a continued resource for them in assisting PaPOS accessing services. Stressed the need for both the student's and the parent's cell numbers for the future and this was the easiest way to reach the students."
- "Met with the student's special education teacher to discuss a good time to meet with students and to gain more information about students that I may not have known."

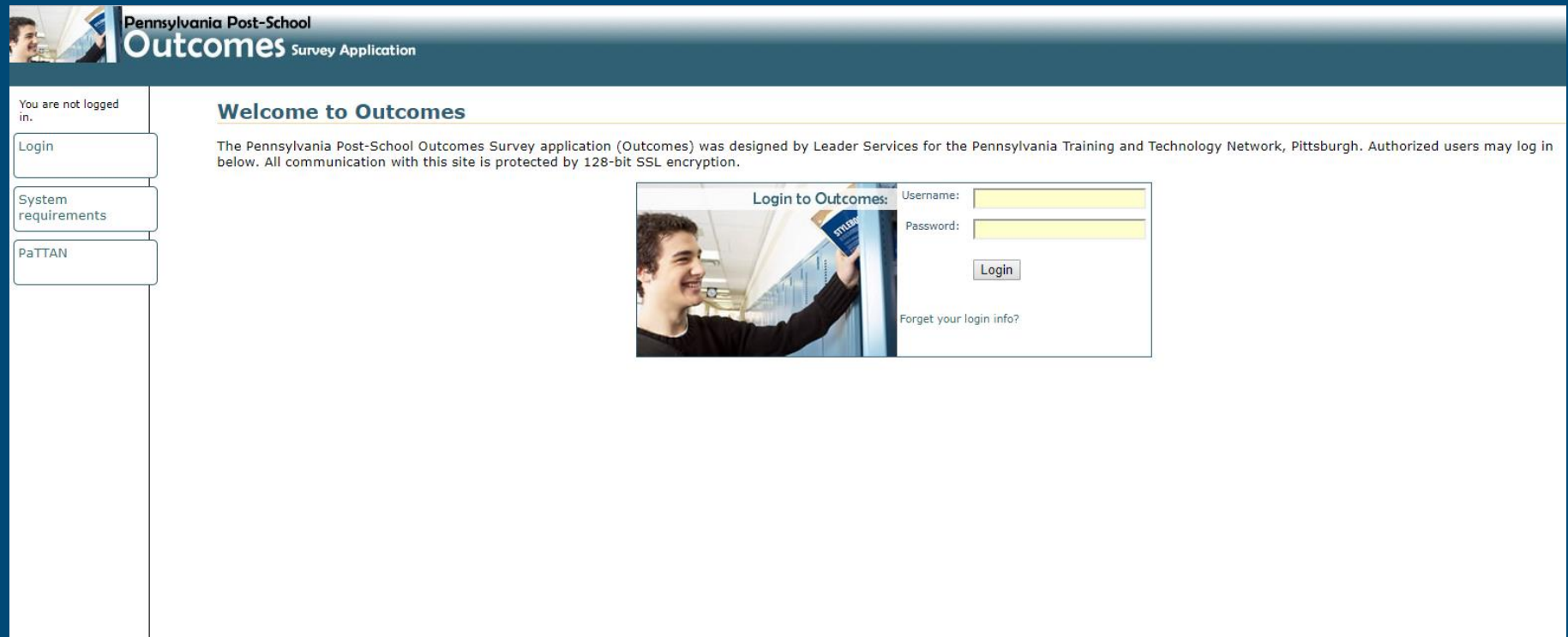
LESSONS LEARNED

- "I received the surveys and took sincere interest in completing the activity. I wanted to know personally what students accomplished after-MS. It gave me a reason to congratulate my PE staff on a job well done. We were proud of the results of the surveys and I provided this information at a staff meeting. Cheers to our staff!"
- "Reviewed the actual survey with the students and parents in a meeting prior to completing the survey."
- "During senior staffing, we discussed the PaPOS surveys and informed students that I would be notifying them after graduation/leaving to complete the survey."
- "One of our 12th grade support teachers put the PaPOS survey questions on a word document that could be emailed to some students and it seemed to make it easier for them to send it back. Even if they did not email it back, they had the questions if we reached them by phone so it was easier to conduct the interview. For most of our students, our first attempt at reaching them was from school personnel who knew them well. Some of our hard to find students who had worked with a support counselor were willing to speak to her when they heard she was trying to contact them from a former classmate, a friend who was still in school or email. We also did make some late afternoon/early evening calls for those we did not reach during the day."

Online
Reporting

Administering Exit Surveys in Leader Services

Accessing The Online Survey



The screenshot displays the login interface for the Pennsylvania Post-School Outcomes Survey Application. At the top, the header includes the application name and a small image of a student. A left-hand navigation menu contains links for 'Login', 'System requirements', and 'PaTTAN'. The main content area features a 'Welcome to Outcomes' message and a detailed login form. The form includes fields for 'Username' and 'Password', a 'Login' button, and a 'Forgot your login info?' link. An inset image shows a student holding a book.

Pennsylvania Post-School Outcomes Survey Application

You are not logged in.

[Login](#)

[System requirements](#)

[PaTTAN](#)

Welcome to Outcomes


The Pennsylvania Post-School Outcomes Survey application (Outcomes) was designed by Leader Services for the Pennsylvania Training and Technology Network, Pittsburgh. Authorized users may log in below. All communication with this site is protected by 128-bit SSL encryption.

Login to Outcomes:


Username:

Password:

[Forgot your login info?](#)



[PaPOS Login Link](#)



You can
begin
entering data
in the leader
services
system
beginning
3/1/2020

Login Information



Identified LEA contacts will receive an email that shows both the username and password during the week of 2/24/20

When you
login...




User/Organization:















User: Demo ExitUser
Last login: 1/11/2019
7:54 AM
Level: LEA Exit Data
Entry
Organization:
Demo Test SD

The active school
year in Outcomes
is **2018-2019**.

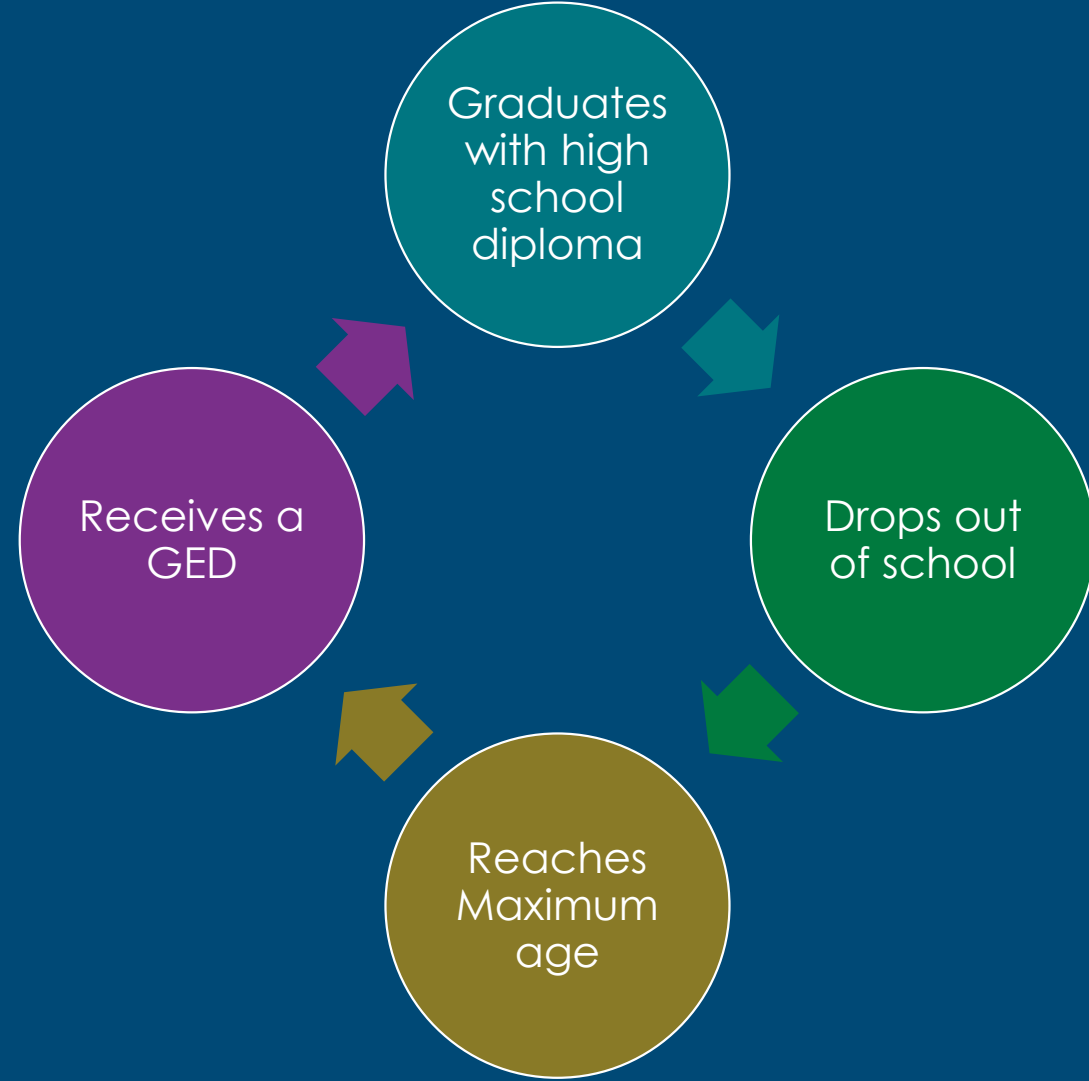
Student Search for Exit Survey

Search Students	
Student name contains:	<input type="text"/>
DOB:	<input type="text"/>
PA Secure ID contains:	<input type="text"/>
Student Status:	Active ▾
Survey Status:	Not Completed ▾
<input type="button" value="Search"/>	<input type="button" value="Reset"/> Show 10 ▾ students
Your search returned 8 out of 8 Active student(s). [Clear search results]	

 Add Student

Name ▾	DOB	PA Secure ID	Leaver	Survey Progress	Last Date Modified	Previously Edited By
 America, Captain	12/17/1995	9898989898	No	 Start Survey		ExitUser, Demo
 Cowboy, Dallas	05/29/1998	4040404040		 Start Survey		
 James, Jessie	06/02/1998	2020202020		 Start Survey		
 Jones, Jimmy	08/08/2008	7676767676		 Start Survey		
 Monster, Cookie	11/05/1994	2222222222		 Start Survey		
 Name, Any	10/21/1999	3333333333		 Start Survey		
 Smith, Sammy	12/04/2000	1010101010		 Start Survey		

Remember
your Survey
Population for
PaPOS



Remember:
How do I get
a list of
potential
“leavers”?

- Identified through the December 1, 2018 child count/penn data report
- All students with IEPs between ages 16 and 20
- **LEA reviews the list and helps to create a more accurate list of 2019-20 leavers**

















Suggested Process:

1. Complete records of students who are NOT leavers for the 19-20 school year
 - 1. Check the NO box (that student is NOT a leaver) and submit
 - 2. Student record is complete
2. Update records of students who ARE leavers for the 19-20 school year
 - 1. Complete all questions and submit
 - 2. Student record is complete
3. Add any new/additional students who already left or will be leavers for the 19-20 school year
 - 1. Add new contact
 - 2. Complete all questions and submit
 - 3. Student record is complete

Who are my “NON- LEAVERS”?

- Student who graduated, reached maximum age, dropped out or received a GED prior to September 1, 2019
- Student who is not graduating or reaching maximum age by June 30, 2020
- Student who is deceased, moved out of district or out of state
- Student no longer has an IEP

















Getting Started

Name ▼	DOB	PA Secure ID	Leaver	Survey Progress	Last Date Modified	Previously Edited By
 America, Captain	12/17/1995	9898989898	No	 Start Survey		ExitUser, Demo
 Cowboy, Dallas	05/29/1998	4040404040		 Start Survey		
 James, Jessie	06/02/1998	2020202020		 Start Survey		
 Jones, Jimmy	08/08/2001	7676767676		 In Progress / Edit	01/11/2019	ExitUser, Demo
 Monster, Cookie	11/05/1994	2222222222		 Start Survey		
 Name, Any	10/21/1999	3333333333		 Start Survey		
 Smith, Sammy	12/04/2000	1010101010		 Start Survey		
 Steeler, Pittsburgh	01/01/1999	5555555555		 Start Survey		

Edit: edits the student demographic data

Start Survey or In Progress/Edit: edits the actual survey

STEP 1 - Find Non-Leavers for 19-20

Name ▼	DOB	PA Secure ID	Leaver	Survey Progress	Last Date Modified	Previously Edited By
 America, Captain	12/17/1995	9898989898	No	 Start Survey		ExitUser, Demo
 Cowboy, Dallas	05/29/1998	4040404040		 Start Survey		
 James, Jessie	06/02/1998	2020202020		 Start Survey		
 Jones, Jimmy	08/08/2001	7676767676		 In Progress / Edit	01/11/2019	ExitUser, Demo
 Monster, Cookie	11/05/1994	2222222222		 Start Survey		
 Name, Any	10/21/1999	3333333333		 Start Survey		
 Smith, Sammy	12/04/2000	1010101010		 Start Survey		
 Steeler, Pittsburgh	01/01/1999	5555555555		 Start Survey		



Click on Start Survey for the NON-LEAVER for 19-20 school year

Check "NO"
for question#3

Student: Jimmy Jones, DOB: 08/08/2001, PA Secure ID: 7676767676
Data Entry: Demo ExitUser (completed Jan 11 2019 9:28AM)

Student Demographic Information

1.	Student Last Name	Jones
2.	Student First Name	Jimmy
3.	Is this student a "leaver" for this year?	Yes <input type="radio"/> No <input checked="" type="radio"/>

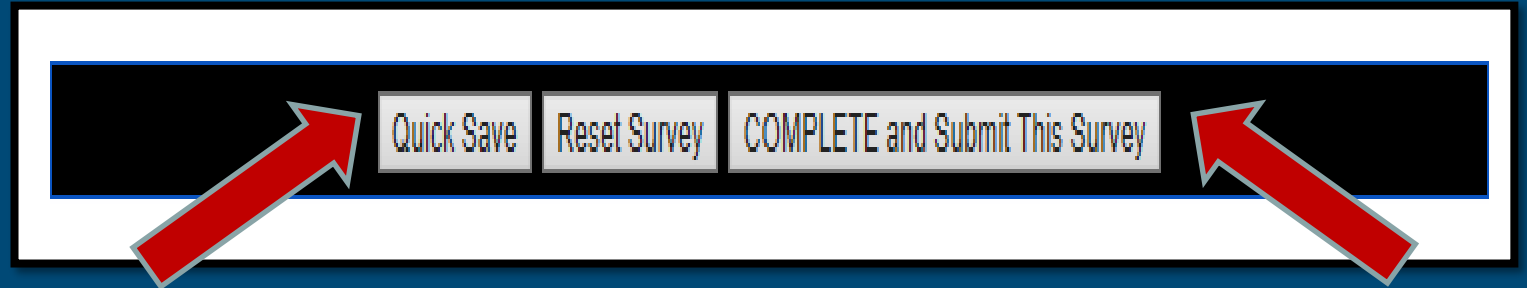
Quick Save

Reset Survey

COMPLETE and Submit This Survey

STOP

Options Other Than Complete and Submit



Quick Save allows you to save your work and come back to it later.

You must hit **COMPLETE and Submit This Survey** in order to submit the record to Leader Services

Reset Survey allows you to go back to the original information that was in the system prior to it being saved.





You must hit **COMPLETE and Submit This Survey** in order to submit the record to Leader Services

Verification of Non-Leavers: Step 1

Search Students	
Student name contains:	<input type="text"/>
DOB:	<input type="text"/>
PA Secure ID contains:	<input type="text"/>
Student Status:	Active <input type="button" value="v"/>
Survey Status:	Completed <input type="button" value="v"/>
<input type="button" value="Search"/> <input type="button" value="Reset"/>	Show <input type="text" value="10"/> <input type="button" value="v"/> students
Your search returned 5 out of 10 Active student(s). [Clear search results]	

If you want to double check to make sure you've coded your non-leavers correctly, you can do a search of **Completed** records, and click **Search**

Verification of Non-Leavers: Step 2

Name ▼	DOB	PA Secure ID	Leaver	Survey Progress	Last Date Modified	Previously Edited By
 America, Captain	12/17/1995	9898989898	No	 Completed / View	01/11/2017	ExitUser, Demo
 Monster, Cookie	11/05/1994	2222222222	No	 Completed / View	02/06/2017	ExitUser, Demo

All non-leavers for the 2019-2020 school year should be coded as “NO” and their survey should be coded as complete

Let's Give
It A Try....
“Non-
LEAVER”

The screenshot shows the login page for the Pennsylvania Post-School Outcomes Survey Application. The page has a dark blue header with the application's name and a small image of a student. On the left side, there is a vertical menu with links for 'Login', 'System requirements', and 'PaTTAN'. The main content area features a 'Welcome to Outcomes' section with a paragraph of introductory text. Below this is a 'Login to Outcomes' form with fields for 'Username' and 'Password', a 'Login' button, and a 'Forgot your login info?' link. A small image of a student is also visible within the login form area.

Pennsylvania Post-School
Outcomes Survey Application

You are not logged in.

Login

System requirements

PaTTAN

Welcome to Outcomes

The Pennsylvania Post-School Outcomes Survey application (Outcomes) was designed by Leader Services for the Pennsylvania Training and Technology Network, Pittsburgh. Authorized users may log in below. All communication with this site is protected by 128-bit SSL encryption.

Login to Outcomes: Username:
Password:

[Forgot your login info?](#)

[PaPOS Login Link](#)

Suggested Process: Step 2

1. Complete records of students who are NOT leavers for the 19-20 school year
 1. Check the NO box (that student is NOT a leaver) and submit
 2. Student record is complete
2. Update records of students who ARE leavers for the 19-20 school year
 1. Complete all questions and submit
 2. Student record is complete
3. Add any new/additional students who already left or will be leavers for the 19-20 school year
 1. Add new contact
 2. Complete all questions and submit
 3. Student record is complete

REMINDER –
Who is your
“LEAVER”
population?

A student should be considered a LEAVER , if between 9/1/19 and 6/30/20 they:

- Will graduate with a HS diploma
- Drop out
- Reach maximum age between
- Receive GED

Which students am I responsible for?

















YES

- Approved Private Schools
- Career and Tech Ed Center
- AEDY Facility
- Adjudicated youth
- Anyone currently in your LEA as reported on your child count (from December 1, 2017)

NO

- Charter Schools
- Cyber Charter Schools


STEP 2 – Find “LEAVERS” for 19-20

	Name ▼	DOB	PA Secure ID	Leaver	Survey Progress	Last Date Modified	Previously Edited By
	America, Captain	12/17/1995	9898989898	No	 Start Survey		ExitUser, Demo
	Cowboy, Dallas	05/29/1998	4040404040		 Start Survey		
	James, Jessie	06/02/1998	2020202020		 Start Survey		
	Jones, Jimmy	08/08/2001	7676767676		 In Progress / Edit	01/11/2019	ExitUser, Demo
	Monster, Cookie	11/05/1994	2222222222		 Start Survey		
	Name, Any	10/21/1999	3333333333		 Start Survey		
	Smith, Sammy	12/04/2000	1010101010		 Start Survey		
	Steeler, Pittsburgh	01/01/1999	5555555555		 Start Survey		

Click on Start Survey for a LEAVER for 19-20 school year

If Leaving,
Check YES for
Question #3

<i>Student Demographic Information</i>	
1. Student Last Name	<input type="text" value="Name"/>
2. Student First Name	<input type="text" value="Any"/>
3. Is this student a "leaver" for this year?	Yes <input type="radio"/>
	No <input type="radio"/>
4. Date student exited school MM/DD/YYYY	<input type="text" value="mm/dd/yyyy"/>



Complete the rest of the survey



4.	Date student exited school MM/DD/YYYY	<input type="text" value="mm/dd/yyyy"/>
Check only ONE option		
5.	Manner in which student will exit	Graduate with a high school diploma <input type="radio"/>
		Drop-out <input type="radio"/>
		Reach maximum age <input type="radio"/>
		Receive a GED <input type="radio"/>



**Must be during the 19-20 school year:
Record as
MM/DD/YYYY**




**Must only check
ONE option**

If Answer for #5 is:	Then Answer for #4 is:
Graduate with diploma	The date of the school's graduation
Drop-Out	The date the student dropped out of (or withdrew from) school
Reach maximum age	The date of the student's last day of school within the school term of the student turning 21
Receive GED	The date the student received the GED (not the day the student left school to obtain the GED). If the student has not obtained a GED during the 19-20 school year, then the student is considered a dropout

Additional Demographic Information

All demographic information should match PennData/PIMS

6.	District of Residence (LEA)	Demo Test SD	
7.	PA Secure ID	7878787878	
8.	Date of Birth MM/DD/YYYY	8/8/2008	
Check only ONE option			
9.	Gender	Female	<input type="checkbox"/>
		Male	<input checked="" type="checkbox"/>
Check only ONE option			
10.	PRIMARY Special Education Disability	Mental Retardation (Intellectual Disability)	<input type="checkbox"/>
		Hearing Impairment including Deafness	<input type="checkbox"/>
		Speech or Language Impairment	<input type="checkbox"/>
		Visual Impairment including Blindness	<input type="checkbox"/>
		Emotional Disturbance	<input type="checkbox"/>
		Orthopedic Impairment	<input type="checkbox"/>
		Specific Learning Disability	<input type="checkbox"/>
		Deaf-Blindness	<input type="checkbox"/>
		Multiple Disabilities	<input type="checkbox"/>
		Autism	<input checked="" type="checkbox"/>
	Traumatic Brain Injury	<input type="checkbox"/>	
	Other Health Impairment	<input type="checkbox"/>	
Check only ONE option			
11.	Ethnicity in School Records	American Indian/Alaskan Native	<input type="checkbox"/>
		Black or African American	<input type="checkbox"/>
		Hispanic	<input type="checkbox"/>
		White	<input checked="" type="checkbox"/>
		Multiracial	<input type="checkbox"/>
		Asian	<input type="checkbox"/>
		Native Hawaiian or Other Pacific Islander	<input type="checkbox"/>

 Must only check ONE option and should match PennData/PIMS

 Must only check ONE option and should match PennData/PIMS

Education/ Training Goal

Check only ONE option	
12. What education/training post secondary goal is included in this student's IEP for the period immediately following high school?	2 or 4 year college <input type="checkbox"/>
	Post-secondary vocational training program <input type="checkbox"/>
	Short-term education or employment training program <input type="checkbox"/>
	Community or technical college <input type="checkbox"/>
	Apprenticeship program <input type="checkbox"/>
	On-the-job training <input type="checkbox"/>
	Licensing program (Nursing, Cosmetology, etc.) <input type="checkbox"/>
	Adult continuing education courses <input type="checkbox"/>
	Adult Training Facility <input type="checkbox"/>
	Adult center program <input type="checkbox"/>
	Adult in-home program <input type="checkbox"/>
	Other training program <input type="checkbox"/>
Please describe: <input type="text"/>	
The IEP team has determined that this post-secondary goal is not applicable for the student <input type="checkbox"/>	

- ✓ Locate the student's most recent IEP.
- ✓ In Section 3, Secondary Transition Activities and Services (the grid), find the post-secondary goal for education/training and then record what it is by checking the corresponding box in Question #12
- ✓ Only check ONE option
- ✓ If the IEP team determined that no training/education post-secondary goal was needed, it is OK to check the last box for Question #12

Employment Goal

		Check only ONE option	
13. What <u>employment</u> post secondary goal is included in this student's IEP for the period immediately following high school?	Competitive employment	<input type="checkbox"/>	
	Military	<input type="checkbox"/>	
	Employed in family business	<input type="checkbox"/>	
	Self-employment	<input type="checkbox"/>	
	Supported employment (paid work in a community setting with support services)	<input type="checkbox"/>	
	The IEP team has determined that this post-secondary goal is not applicable for the student	<input type="checkbox"/>	

- ✓ Locate the student's most recent IEP.
- ✓ In Section 3, Secondary Transition Activities and Services (the grid), find the post-secondary goal for employment and then record what it is by checking the corresponding box in Question #13
- ✓ Only check ONE option
- ✓ If the IEP team determined that no employment post-secondary goal was needed, it is OK to check the last box for Question #13

Independent Living Goal

		Check only ONE option	
14.	What independent living post secondary goal is included in this student's IEP for the period immediately following high school?	Independent living	<input type="checkbox"/>
		Family Support (will access community resources and programs with family support)	<input type="checkbox"/>
		Agency Support (will access community resources and programs with agency support)	<input type="checkbox"/>
		Other independent living goal area Please describe: <input type="text"/>	<input type="checkbox"/>
		The IEP team has determined that this post-secondary goal is not applicable for the student	<input type="checkbox"/>

- ✓ Locate the student's most recent IEP.
- ✓ In Section 3, Secondary Transition Activities and Services (the grid), find the post-secondary goal for independent living and then record what it is by checking the corresponding box in Question #14
- ✓ Only check ONE option
- ✓ If the IEP team determined that no independent living post-secondary goal was needed, it is OK to check the last box for Question #14

Classes/ Activities in High School

Check ALL that apply	
15. Identify each class/activity in which you took part in high school.	Career/technology education (vo-tech) <input type="checkbox"/>
	Community-based work instruction <input type="checkbox"/>
	Community-based life skills instruction <input type="checkbox"/>
	Unpaid work experience <input type="checkbox"/>
	Paid work experience <input type="checkbox"/>
	College prep <input type="checkbox"/>
	Academic instruction <input type="checkbox"/>

- ✓ Ask the student this question
- ✓ If the student is unsure of the answer, you can refer to the student's most recent IEP or school record for assistance
- ✓ You should check ALL boxes that apply to this this question

Accommodations in High School


Check ALL that apply	
16. Identify each accommodation you received in high school.	A note-taker <input type="checkbox"/>
	Extra time on tests or assignments <input type="checkbox"/>
	Books on tape <input type="checkbox"/>
	Electronic textbooks read to me using a computer <input type="checkbox"/>
	A tape recorder <input type="checkbox"/>
	A reader <input type="checkbox"/>
	Someone writing for me during tests <input type="checkbox"/>
	Personal care attendant <input type="checkbox"/>
	Sign Language Interpreter <input type="checkbox"/>
	Assistive Technology: Please describe: <input type="text"/> <input type="checkbox"/>
	Other: Please describe: <input type="text"/> <input type="checkbox"/>
	None <input type="checkbox"/>

- ✓ Ask the student this question
- ✓ If the student is unsure of the answer, you can refer to the student's most recent IEP or school record for assistance
- ✓ You should check ALL boxes that apply to this this question, checking primary accommodations only
- ✓ If you choose a box where additional information is needed (AT or other), please briefly describe
- ✓ You have the option of answering "None" on this question

Contact
Information
After
Leaving
High School

Student Information

Primary Contact other than the Student



For use in Post-School Surveys next year

Student Information

Student Information	
Home Phone:	4125555555
Cell Phone:	4125555555
Email Address:	
Street Address:	292 Jones Street
City:	Pitt
State:	Pennsylvania ▾
Zip Code:	22222

This information is critical in order to better assist you next year when attempting to contact the student leaver in order to administer the post-school survey

Primary contact other than student

Last Name:	Cowboy
First Name:	Christine
Relationship to Student:	mother
Home Phone:	555-555-5555
Cell Phone:	555-555-5555
Email Address:	zzz@zzz.net
Street Address:	Country Road
City:	Nowheresville
State:	Pennsylvania ▼
Zip Code:	55555

If you are not able to get in touch with the student next year given the information on the previous slide, it will be crucial for you to contact someone who can get you in touch with the student in order to administer the post-school survey.

Person Conducting the Interview

This information will be used if a follow-up is needed. Provide the contact information for the person completing the exit survey with the student. Also, choose the interviewer's primary role. Select only one option – the interviewer's primary role.

Person Conducting Interview	
Last Name:	<input type="text"/>
First Name:	<input type="text"/>
Phone:	<input type="text"/>
Email Address:	<input type="text"/>
Check only ONE option	
Primary Role of Interviewer	Teacher <input type="checkbox"/>
	Administrator <input type="checkbox"/>
	Transition personnel <input type="checkbox"/>
	Paraprofessional / education assistant <input type="checkbox"/>
	School psychologist <input type="checkbox"/>
	School counselor <input type="checkbox"/>
	Other <input type="checkbox"/>
Please describe:	<input type="text"/>



Remember . . .

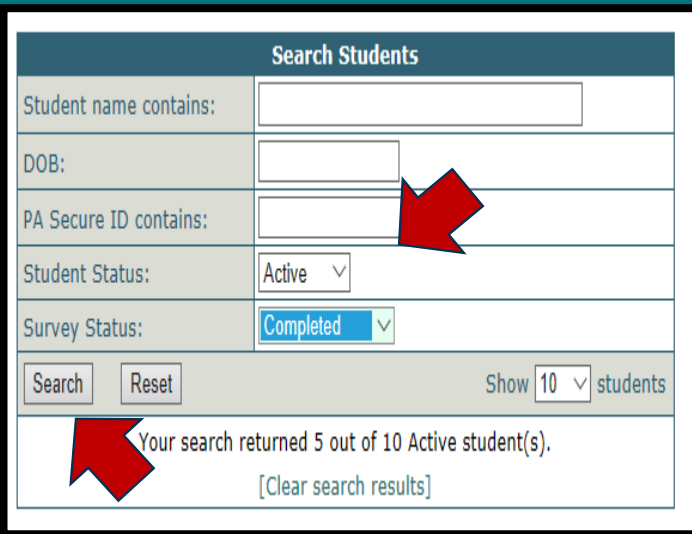
Quick Save
allows you to
save your
work and
come back
to it later.

Reset Survey
allows you to
go back to the
original
information that
was in the
system prior to it
being saved.

COMPLETE and
Submit This
Survey should be
used when the
survey is
completed and
needs to be
submitted to
Leader Services

Verification of Leavers















If you want to double check to make sure you've coded your leavers correctly, you can do a search of **Complete** records & click **Search**



The screenshot shows a 'Search Students' form with the following fields and controls:

- Student name contains:
- DOB:
- PA Secure ID contains: (indicated by a red arrow)
- Student Status: Active (dropdown menu)
- Survey Status: Completed (dropdown menu)
- Buttons: Search, Reset
- Display: Show 10 students (dropdown menu)
- Feedback: Your search returned 5 out of 10 Active student(s). [Clear search results] (indicated by a red arrow)

How to Verify Leavers

Name	DOB	PA Secure ID	Leaver	Survey Progress	Last Date Modified	Previously Edited By
 America, Captain	12/17/1995	9898989898	No	 Completed / View	01/11/2017	ExitUser, Demo
 Cowboy, Dallas	05/29/1998	4040404040	Yes	 Completed / View	02/07/2017	ExitUser, Demo
 James, Jessie	06/02/1998	2020202020	No	 Completed / View	02/06/2017	ExitUser, Demo
 Monster, Cookie	11/05/1994	2222222222	No	 Completed / View	02/06/2017	ExitUser, Demo
 Smith, Sammy	12/04/2000	1010101010	Yes	 Completed / View	12/27/2016	ExitUser, Demo
 Steeler, Pittsburgh	01/01/1999	5555555555	No	 Completed / View	01/27/2017	Post User, Demo
 Testing, Testin	02/01/2006	1234567894	Yes	 Completed / View	02/03/2017	ExitUser, Demo

All leavers for the 2019-20 coded as “Yes” and their survey should be coded as “complete”

Let's Give It A Try... "LEAVER"



You are not logged in.

Login

System requirements

PaTTAN

Welcome to Outcomes

The Pennsylvania Post-School Outcomes Survey application (Outcomes) was designed by Leader Services for the Pennsylvania Training and Technology Network, Pittsburgh. Authorized users may log in below. All communication with this site is protected by 128-bit SSL encryption.



Login to Outcomes:

Username:

Password:

[Forget your login info?](#)

[PaPOS Login Link](#)

Suggested Process: Step 3

1. Complete records of students who are NOT leavers for the 19-20 school year
 1. Check the NO box (that student is NOT a leaver) and submit
 2. Student record is complete
2. Update records of students who ARE leavers for the 19-20 school year
 1. Complete all questions and submit
 2. Student record is complete
3. Add any new/additional students who already left or will be leavers for the 19-20 school year
 1. Add new contact
 2. Complete all questions and submit
 3. Student record is complete



Example of Additional Student Leavers



Those students who enrolled in your district after the December 1, 2018 Child Count was submitted

AND

Who graduated, reached maximum age, dropped out or obtained a GED from September 1, 2019 through June 30, 2020

Add New/Addition al Students

For any 2019-2020 student leaver that does not have an automatically generated record, you will need add this student to your list of leavers. Start this process by clicking on [Add Student](#)



Add Student						
Name	DOB	PA Secure ID	True ID	Survey Progress	Last Date Modified	Previously Edited By
America, Captain	12/17/1995	9898989898	0	Completed / View	01/11/2017	ExitUser, Demo
Cowboy, Dallas	05/29/1998	4040404040	0	In Progress / Edit	01/11/2017	ExitUser, Demo
James, Jessie	06/02/1998	2020202020	0	Start Survey		

Add New/Additional Students Process

- ✓ Complete Demographic Information
- ✓ Complete Questions 1-16
- ✓ Complete Student Contact Information
- ✓ Complete Primary Contact other than Student
- ✓ Complete Person Conducting the Interview
- ✓ Submit the Survey

This process is the exact same for any student who is a leaver for the 2019-2020 school year.

Additional Administrative Recommendations

Should your LEA not want to follow the process we just went over and you would rather just go through each student alphabetically and complete the survey, that is fine.



- 1. Complete records of students who are NOT leavers for the 16-17 school year
 - 1. Check that student is not a leaver and submit
 - 2. Student record is complete
- 2. Update records for RE leavers for the 16-17 school year
 - 1. Complete
 - 2. Student record is complete
- 3. Add any new contact information for students already left or will be leavers for the 16-17 school year
 - 1. Add new contact
 - 2. Complete all questions and submit
 - 3. Student record is complete

Name	DOB	PA Secure ID
America, Captain	12/17/1995	9898989898
Cowboy, Dallas	05/29/1998	4040404040
James, Jessie	06/02/1998	2020202020
Jones, Jimmy	08/08/2008	7676767676
Monster, Cookie	11/05/1994	2222222222
Name, No	10/21/1999	3333333333
Smith, Sammy	12/04/2000	1010101010
Steeler, Pittsburgh	01/01/1999	5555555555
Williams, William	12/08/1996	9090909090

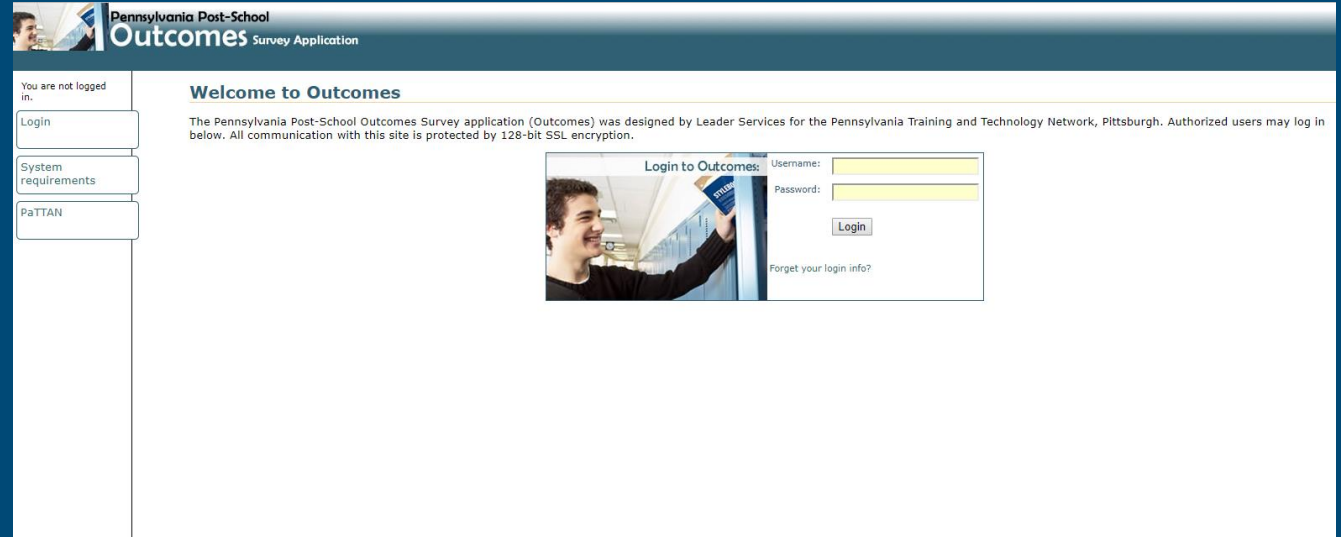
Determine who will complete the surveys with the students and who will enter the exit data into Leader Services



Supervisors/Directors, Teachers, Guidance Counselors, Transition Coordinators, Secretaries, etc.

Login Information

PaPOS Login Link



The screenshot shows the login page for the Pennsylvania Post-School Outcomes Survey Application. The page has a dark blue header with the logo and text "Pennsylvania Post-School Outcomes Survey Application". Below the header, there is a navigation menu with links for "Login", "System requirements", and "PaTTAN". The main content area features a "Welcome to Outcomes" message and a paragraph explaining the application. A "Login to Outcomes" form is displayed, which includes fields for "Username:" and "Password:", a "Login" button, and a link for "Forgot your login info?". An inset image shows a young man smiling and holding a book.

Pennsylvania Post-School Outcomes Survey Application

You are not logged in.

[Login](#)

[System requirements](#)

[PaTTAN](#)

Welcome to Outcomes


The Pennsylvania Post-School Outcomes Survey application (Outcomes) was designed by Leader Services for the Pennsylvania Training and Technology Network, Pittsburgh. Authorized users may log in below. All communication with this site is protected by 128-bit SSL encryption.

Login to Outcomes:

Username:

Password:

[Forgot your login info?](#)



REMINDER - Use the username and password sent to you the week of 2/24/20 to login into Leader Services

Dates to remember

DATE	RESPONSIBILITY
March 1, 2020	LEAs can start entering exit survey data on individual students via Leaders Services
May 1, 2020	PaTTAN will provide you with a status update of all completed student records (and how many more student records the LEA still must complete by May 31, 2020)
May 31, 2020	Final submission of all completed Exit Surveys from Cohort 5 LEAs

Questions
Regarding
Leader
Services
Submission



For Leader Services
Technology Questions:



For PaPOS Content
Questions:
PAPOS@pattanpgh.net



pennsylvania
DEPARTMENT OF EDUCATION

TOM WOLF, GOVERNOR
PEDRO A. RIVERA, SECRETARY

PaTTAN Pittsburgh:

Hillary Mangis - hmangis@pattan.net

Elaine Neugebauer - eneugebauer@pattan.net

PaTTAN Harrisburg:

Ryan Romanoski - rromanoski@pattan.net

PaTTAN East:

Lisa Russo - lrusso@pattan.net

Commonwealth of Pennsylvania

Tom Wolf, Governor

Pennsylvania Department of Education

Pedro A. Rivera,
Secretary

Matthew Stem, Deputy
Secretary, Elementary
and Secondary
Education

Ann Hinkson-Herrmann,
Director, Bureau of
Special Education