

# PASA Test Talks

December 10, 2020

Meeting #9

# Thank You for Joining

- You are muted upon entry.
- PaTTAN facilitators will monitor the chat.
- Questions entered in the chat will be answered.
- Reminder: chats are to everyone unless designated as private.
- This session will be recorded and posted to [PaTTAN PASA Web Page](#) following captioning.
- All sessions are also available on PASA DLM AC Google folder at [https://drive.google.com/drive/folders/14\\_QJ9I1WAN0--aadOsYz9DovmynkSqvt?usp=sharing](https://drive.google.com/drive/folders/14_QJ9I1WAN0--aadOsYz9DovmynkSqvt?usp=sharing)
- Questions after PASA Test Talks may be emailed to:
  - [alternateassessment@pattan.net](mailto:alternateassessment@pattan.net)

# PASA Test Talks

- Provide a forum for on-going support to PASA ACs
- Provide reminders and updates about timely test enrollment procedures, training, and administration/management tasks
- Demonstrate procedures in the KITE Educator portal
- Answer questions

## Meeting #9 Overview

- Reminders and updates
- DLM Educator and Student Portal review
- Questions and answers

## Reminders & Updates

- Friday, December 11<sup>th</sup> – all students are to be enrolled
- Monday, December 14<sup>th</sup> – LEAs must submit 1% Threshold Justification survey
- Getting to Know Training to be completed by December 31<sup>st</sup> (Act 48 window closes); modules will remain on website
- Completion of FCS and PNP by February 22<sup>nd</sup>

## Educator and Student Portal Review

1. There are two types of testlets – computer delivered and teacher delivered




# Testlet Types

Computer-Delivered

Teacher-Administered

FOR STUDENTS



# Computer-Delivered Testlets

- Maximize student interaction
  - Items are written to the student
  - An engagement activity, followed by 3-9 items
- Maximize student independence
  - Student selects response choices independently
  - Supports Allowed for
    - Entering the student's responses
    - Navigating screen to screen



# Teacher-Administered Testlets

- Directions to the test administrator in Student Portal
- Scripted statements/interactions
- Items are for the test administrator to complete based on observation of behavior
- Used for
  - Some testlets at the Initial and Distal Precursor linkage levels
  - All writing testlets

## Educator and Student Portal Review

2. There are two portals –  
Educator Portal and  
Student Portal



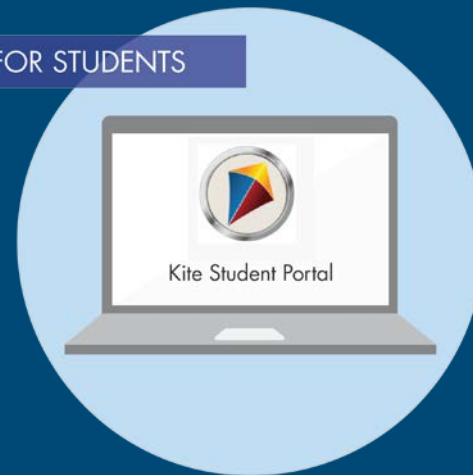
# The Kite<sup>®</sup> Suite

- Educator Portal
  - Test Security Agreement
  - Rosters
  - Personal Needs and Preferences
  - First Contact survey
  - Student login credentials
- Student Portal
  - Delivers testlets to students
  - Allows students to practice taking testlets
  - Allow teachers to practice test administration

FOR EDUCATORS




FOR STUDENTS



# Educator Portal Testlet Information Page (TIP)

Download/print the TIP  
ahead of testing

- Spring assessment window
  - Accessed from the Test Management section of Educator Portal



Action	Test Session Name	Tickets	Test Information	Assessment Name	Test Progress	Grade
<input type="checkbox"/>	DLM [redacted] 0256-YE M 6.1 DP			Students with Significant Cognitive Disabilities	Testlet 1 of 7	Grade 6
<input type="checkbox"/>	DLM [redacted] 950998- YE ELA 8.1 PP			Students with Significant Cognitive Disabilities	Testlet 1 of 9	Grade 8
<input type="checkbox"/>	DLM [redacted] 0256-YE ELA 6.1 DP			Students with Significant Cognitive Disabilities	Testlet 2 of 9	Grade 6
<input type="checkbox"/>	DLM [redacted] 950998- YE M 8.1 DP			Students with Significant Cognitive Disabilities	Testlet 2 of 7	Grade 8

***Securely destroy each TIP after use.***

# Educator Portal

## Testlet Information Page (TIP)

- Testlet type
- Number of items
- Materials needed
- Materials use
- Suggested substitutions

*This is a secure testing document. Do not reproduce or redistribute. Shred after use.*



**DYNAMIC**<sup>®</sup>  
LEARNING MAPS

**Sample TIP Math**

Testlet Information Page: MathSample1234

**Testlet Type:** Teacher-administered

**Number of Items:** 4

**Materials Needed:** 2 identical erasers and 2 identical blocks

**Materials Use:** The student will use the materials to recognize objects that are the same and objects that are different.

**Suggested Substitute Materials:** 2 pairs of objects, each identical to one another, for example, 2 identical checkers and 2 identical glue sticks. Use objects familiar to the student.

# Educator Portal Test Ticket

The **Username** and **Password** fields are the student's login credentials for Student Portal.

Dynamic Learning Maps 2020_ELA - Kite Trainer	
State ID:	1612531
Name:	Woods, Rickie
UserName:	XXXXXXXXXX
Password:	XXXXXXXXXX
Test Collection:	DLM Collection
Test Form:	DLM 1
Test Section:	Section 1
Ticket Number:	N/A

## Educator and Student Portal Review

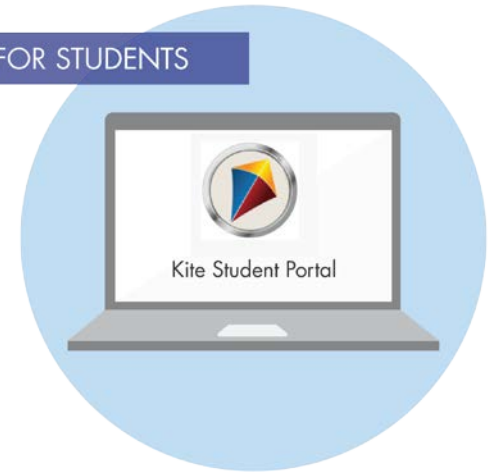
3. For test administration, log into into the Student Portal using a username and password unique to the student.



# Typical Testing Arrangement



FOR STUDENTS





Educator  
and Student  
Portal Review

Using Student Portal With  
Alternate Assessments

## Educator and Student Portal Review

- After viewing the helplet video, what questions do you have?
  - The helplet video references the [Guide to Practice Activities and Released Testlets](#)
  - Note: Some are available on the public website for parents and/or other stakeholders to view. However, most are available in the Student Portal.

# Educator and Student Portal Review

## Practice Activities

Teacher  
tutorial for  
teacher  
delivered tests

Student tutorial  
on computer  
delivered  
testlets

Available in  
Student Portal

## Released Testlets

Used for  
practice by  
students and  
educators

Available in  
Student Portal

Be sure to use the log in  
information provided in the  
[Guide to Practice Activities  
and Released Testlets](#)

## Educator and Portal Review

- ✓ Two portals – Educator and Student
- ✓ Two testlet types – teacher and computer delivered
- ✓ Get TIPS and Ticket in Educator Portal
- ✓ Administer in Student Portal
- ✓ Ability for students and teachers to practice

## Questions from the Field

My template uploads were rejected. What do these codes mean?

[Data Management Manual](#), p. 138 identifies common data upload issues.

- User – two users share the same PPID
- Roster - spelling and capitalization may not match DLM requirement; e.g., MATH is used instead of M
- Students – students on roster that are not on the enrollment template

# Questions and Answers



# PA Alternate Assessment Team

## Bureau of Special Education and PA Training and Technical Assistance Network

NAME	ROLE	AGENCY	CONTACT
Lisa Hampe	Special Education Advisor for Alternate Assessment	Bureau of Special Education	<a href="mailto:lihampe@pa.gov">lihampe@pa.gov</a>
Audrey Kappel	Research and Data Analyst	Western PA School for Blind Children	<a href="mailto:Kappela@wpsbc.org">Kappela@wpsbc.org</a>
Lynda Lupp	Statewide Special Education Alternate Assessment Coordinator	PA Training and Technical Assistance Network	<a href="mailto:Llupp@pattan.net">Llupp@pattan.net</a>
Ron Logan	Office Lead for Significant Cognitive Disabilities	PaTTAN East	<a href="mailto:rlogan@pattan.net">rlogan@pattan.net</a>
Tara Russo	Office Lead for Significant Cognitive Disabilities	PaTTAN Central	<a href="mailto:trusso@pattann.net">trusso@pattann.net</a>
Kaylee Wynkoop	Office Lead for Significant Cognitive Disabilities	PaTTAN West	<a href="mailto:kwynkoop@pattan.net">kwynkoop@pattan.net</a>