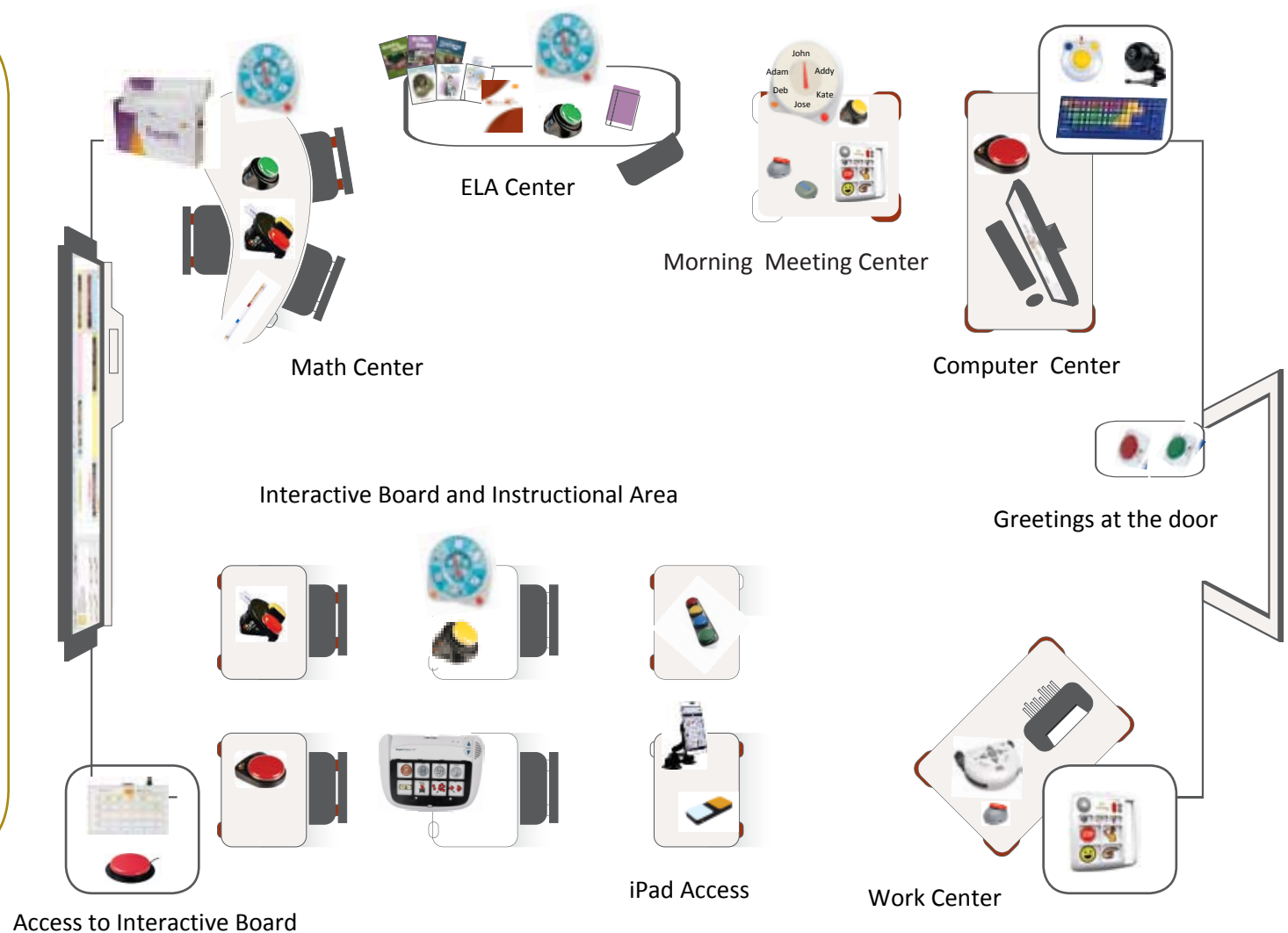










# AbleNet Technology Tools to Access Classroom Instruction

For over 30-years, AbleNet has been guided by the philosophy that every student, regardless of ability, can communicate, engage in learning, and show measurable progress.

Creating a classroom environment that offers a variety of accessible classroom-ready solutions will provide opportunities to increase communication, social skills, and problem solving skills while building independence.

Imagine the Possibilities !



PRODUCTS	ENGAGEMENT SKILLS ADDRESSED	ACTION
 <b>BIGmack®</b>	Answer question during active instruction / Say repetitive story line   Greet Peers and Adults / Make a request   Ask for help   Continue an activity   Acknowledge comprehension of information	Record a single message. Activate surface for playback.
 <b>Step-by-Step™ w levels</b>	Recite items in a sequence - Count, days of week, vocabulary words, instructions, etc.   Engage in conversational exchanges   Practice conversational responses   Exchange personal details with a conversation partner   Give simple, verbal, step by step directions to a peer   Share an event   Recite a poem	Record a sequence of messages on each step. Continually activate surface for playback.
 <b>iTalk2™ with levels</b>	Explore opposing core words (Yes No, Go Stop, etc.)   Answer Yes and No questions during active instruction   Answer questions during live instruction   Engage in early conversation with two responses   Make a choice between two options	Record a single message on each location. Activate individual location surface for playback.
 <b>TalkingBrix™</b>	Quick Ready Messages   I want help.   I need a break.   I am ready.   I want more.   I'm finished.   I know the answer.   I don't understand.   That was great!	Record a single message. Activate surface for playback. Internal magnet allows for securing around the classroom.
 <b>QuickTalker 7</b>  <b>QuickTalker 12</b>  <b>QuickTalker 23</b>	Greeting   Use with Core words to answer during instructional periods   Conversational Turn Taking   Listening Skills   Requesting Assistance   Sharing/Requesting   Information   Give Opinions   Combine core words to increase complexity of message	Record a single message on each location. Activate individual location surface for playback. Record all levels. Combine individual symbols to create a novel idea.
 <b>SuperTalker™</b>	Initiate conversation   Respond to questions   Comment   Affirm   Negate   Greet   Describe   Direct others   Construct a narrative   Request	Record a single message on each location. Activate individual location surface for playback. Record all levels. Combine individual symbols to create a novel idea.
 <b>iTalk4™ with levels</b>	Access four choices during instructional lessons, reading activities and add core messages. on a level Level 1- Weather messages - sunny , rainy, windy , cloudy. Level 2 - Reading Messages: Turn page, Please read, Look at this, I know the answer. Level 3 - Core Messages: want, more. help, all done	Record a single message on each location. Activate individual location surface for playback.
 <b>All-Turn-It® Spinner</b>	Daily Attendance with student photo   Choose student to answer   Practice content skills. i.e, vocabulary, numbers, colors, etc.   Random selection of art materials   Select game cards	Place a picture/symbol on the spinner. Activate to make a random selection.