






CAR (Comment Ask Respond)

Follow the CAR and Put the CROWD in the CAR are both approaches to structuring shared reading interactions. Following the CAR provides a framework to get students started by encouraging and building participation.

Putting the CROWD in the CAR is an approach for expanding and refining shared reading practice (Whitehurst et al., 1988). Using the CROWD will help move students beyond participation and interaction toward language development. Teachers and students would begin using the CROWD approach.

Follow the C.A.R.

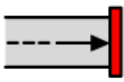

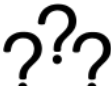


-  Lead with a **COMMENT**
 - Stop and wait 5+ seconds
-  **Ask a QUESTION**
 - Stop and wait 5+ seconds
-  **RESPOND** by adding more

Continue to Follow the CAR until you are confidently waiting, making comments, and asking students to participate without requiring it. You can begin putting the CROWD in the CAR when you are doing all of these things and your students are starting to lead the shared reading interaction with their own comments, responses, and questions.



CAR (Comment Ask Respond)

Put the CROWD in the CAR

-  **C**ompletion- leave a blank at the end of a sentence, students fill it in, typically used in books with repetitive phrases, rhyme
-  **R**ecall- questions about what just happened
-  **O**pen- Ended- questions that do not have a specific answer, “Tell me what’s happening in this picture.”
-  **W**h-Questions- typically focus on pictures, “What does that man have?”
-  **D**istance- Questions that build a bridge between the book and personal experience, “There were farm animals in the book. What farm animals did you see at the farm?”